

Recombinant SARS-CoV-2 RBD Protein, C-His

Summary

Catalog No.	EVV00302
Alternative Names	Spike glycoprotein, S glycoprotein, E2, Peplomer protein, Spike protein S1, S, Receptor-Binding Domain, RBD, WT
Form	Lyophilized
Storage buffer	Lyophilized from a solution in PBS pH 7.4, 1mM EDTA, 4% Trehalose, 1% Mannitol.
Purity	>90% as determined by SDS-PAGE.
Applications	ELISA, Immunogen, SDS-PAGE, WB, Bioactivity testing in progress
Endotoxin level	Please contact with the lab for this information.
Expression system	Mammalian Cells
Accession	P0DTC2
Protein length	Arg319-Phe541
Nature	Recombinant
Predicted molecular weight	28.03 kDa
Stability and Storage	Use a manual defrost freezer and avoid repeated freeze thaw cycles. Store at 2 to 8°C for frequent use. Store at -20 to -80°C for twelve months from the date of receipt.
Reconstitution	Reconstitute in sterile water for a stock solution. A copy of datasheet will be provided with the products, please refer to it for details.
Species	Severe acute respiratory syndrome coronavirus 2 (SARS-CoV-2)

Recombinant Proteins & Antibodies

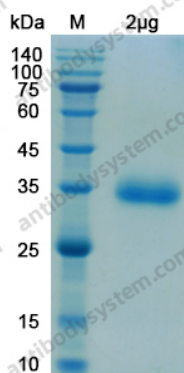
Shipping

In general, proteins are provided as lyophilized powder/frozen liquid. They are shipped out with dry ice/blue ice unless customers require otherwise.

Note

For research use only.

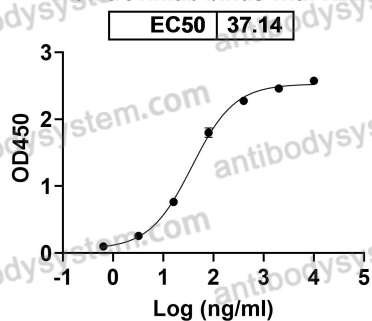
Data Image



SDS-PAGE

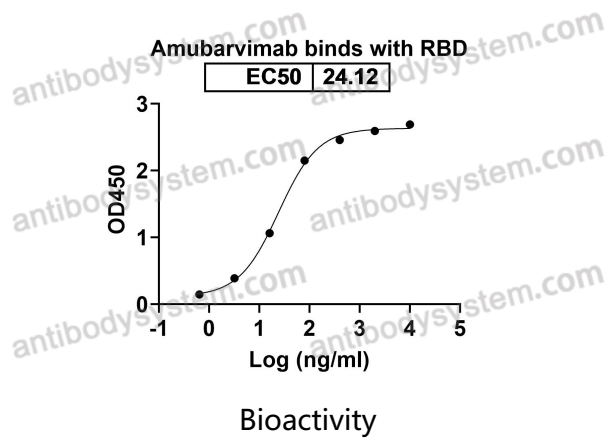
SDS PAGE for recombinant SARS-CoV-2 RBD

Adintrevimab binds with RBD



Bioactivity

Detects Adintrevimab in indirect ELISAs.



Detects Amubarvimab in indirect ELISAs.