

Anti-SCAMP5 Antibody (R4C45)

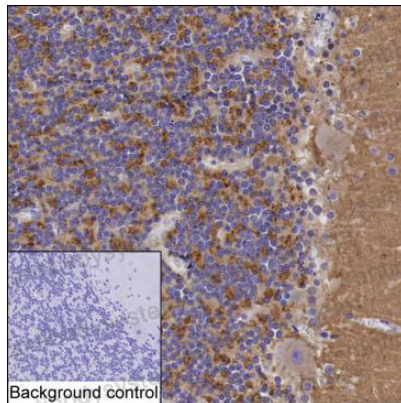
Summary

Catalog No.	RHP02201
Clone ID	R4C45
Host species	Mouse
Tested applications	IHC: 1:100-1:200, IP: 1:100-1:200, WB: 1:500-1:1000
Species reactivity	Human, Mouse
Form	Liquid
Storage buffer	0.01M PBS, pH 7.4, 0.05% Sodium Azide.
Concentration	1 mg/ml
Purity	>95% as determined by SDS-PAGE.
Clonality	Monoclonal
Isotype	IgG1
Applications	IHC, IP, WB
Target	Secretory carrier membrane protein 5, SCAMP5, Secretory carrier-associated membrane protein 5, hSCAMP5
Purification	Protein A/G purified from cell culture supernatant.
Endotoxin level	Please contact with the lab for this information.
Accession	Q8TAC9
Stability and Storage	Use a manual defrost freezer and avoid repeated freeze-thaw cycles. Store at 4°C short term (1-2 weeks). Store at -20°C 12 months. Store at -80°C long term.

Note

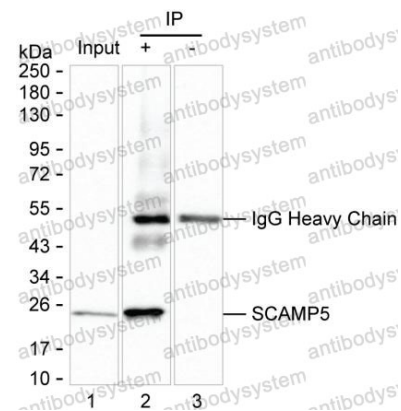
For research use only.

Data Image



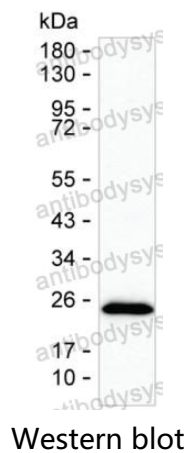
Immunohistochemical

IHC-P analysis of cerebellum tissue by SCAMP5 antibody (RHP02201). IHC-P was performed using sections of the formalin-fixed paraffin-embedded cerebellum tissue; Result: Cytoplasm of cells in granular layer and in molecular layer are positively stained.



Immunoprecipitation

Lane 1: Mouse brain lysate ; Lane 2: SCAMP5 immunoprecipitated from mouse brain lysate by RHP02201; Lane 3: The same as Lane 2 but use IgG isotype control antibody ; Result: RHP02201 can immunoprecipitate SCAMP5;



Western blot analysis using SCAMP5 mouse mAb
against mouse brain lysate