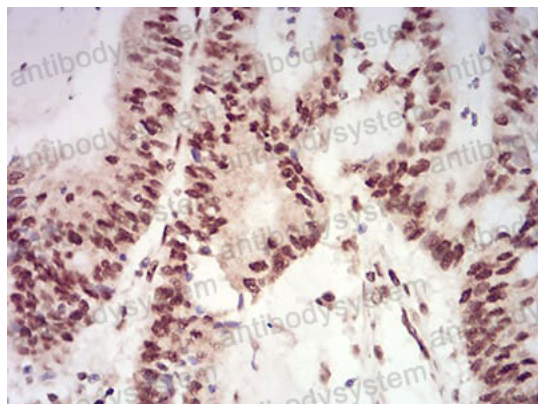


Anti-XRN2 Antibody (R3Z38)

Summary

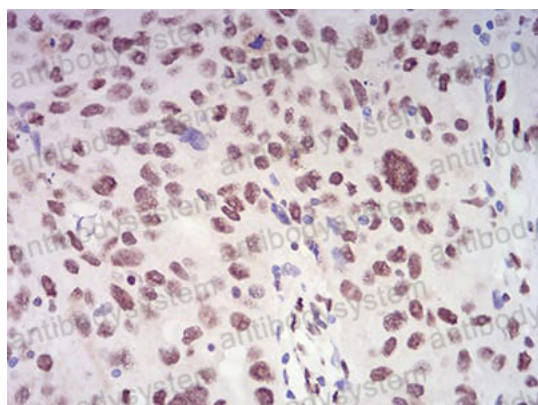
Catalog No.	RHK75502
Clone ID	R3Z38
Host species	Mouse
Tested applications	ELISA: 1:10000, IHC: 1:200-1:1000, WB: 1:500-1:2000
Species reactivity	Human
Form	Liquid
Storage buffer	0.01M PBS, pH 7.4, 0.05% Sodium Azide.
Concentration	1 mg/ml
Purity	>95% as determined by SDS-PAGE.
Clonality	Monoclonal
Isotype	IgG1
Applications	ELISA, IHC, WB
Target	XRN2, DHP protein, 5'-3' exoribonuclease 2, DHM1-like protein
Purification	Protein A/G purified from cell culture supernatant.
Endotoxin level	Please contact with the lab for this information.
Accession	Q9H0D6
Stability and Storage	Use a manual defrost freezer and avoid repeated freeze-thaw cycles. Store at 4°C short term (1-2 weeks). Store at -20°C 12 months. Store at -80°C long term.
Note	For research use only.

Data Image



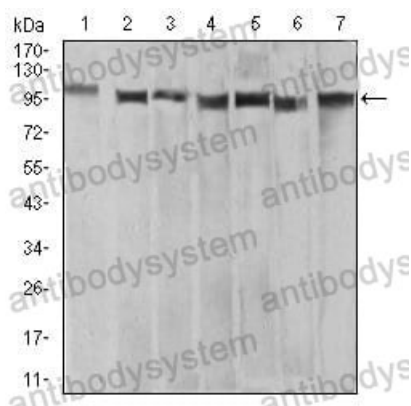
Immunohistochemical

Immunohistochemical analysis of paraffin-embedded human colon cancer tissues using XRN2 mouse mAb with DAB staining.



Immunohistochemical

Immunohistochemical analysis of paraffin-embedded human ovarian cancer tissues using XRN2 mouse mAb with DAB staining.



Western blot

Western blot analysis using XRN2 mouse mAb against Raw264.7 (1), HEK293 (2), NTERA-2 (3), LNCap (4), HepG2 (5), HEK293 (6), and Hela (7) cell lysate.