

Anti-Histone H3 Antibody (R3P61)

Summary

Catalog No.	RHF62760
Clone ID	R3P61
Host species	Mouse
Tested applications	WB: 1:500-1:1000
Species reactivity	Human, Mouse, Rat
Form	Liquid
Storage buffer	0.01M PBS, pH 7.4, 0.5% BSA, 0.05% Sodium Azide and 50% Glycerol.
Concentration	1 mg/ml
Purity	>95% as determined by SDS-PAGE.
Clonality	Monoclonal
Isotype	IgG1
Applications	WB
Target	Histone H3/j, Histone H3/b, Histone H3/d, Histone H3/c, HIST1H3B, H3FH, Histone H3/f, H3FF, H3FK, HIST1H3G, H3FL, H3FB, HIST1H3D, Histone H3/a, H3FI, Histone H3/i, H3FD, HIST1H3A, Histone H3/h, HIST1H3I, HIST1H3E, HIST1H3H, HIST1H3J, H3C1, H3FC HIST1H3C, H3FA, Histone H3.1, H3FJ, Histone H3/l, Histone H3/k, HIST1H3F
Purification	Protein A/G purified from cell culture supernatant.
Endotoxin level	Please contact with the lab for this information.
Accession	P68431

Stability and Storage

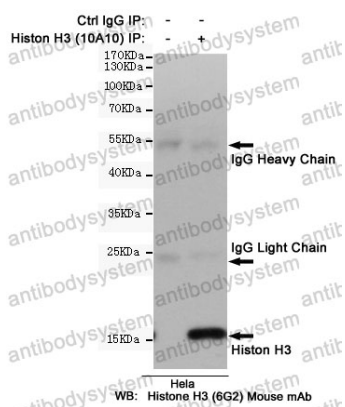
Use a manual defrost freezer and avoid repeated freeze-thaw cycles.

Store at 4°C short term (1-2 weeks). Store at -20°C 12 months. Store at -80°C long term.

Note

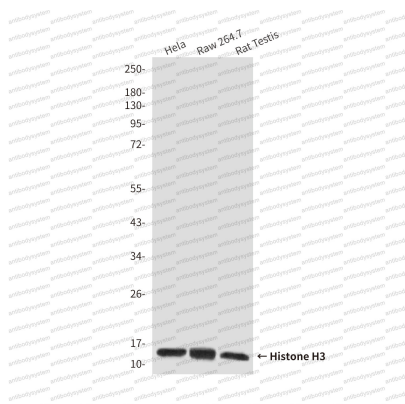
For research use only.

Data Image



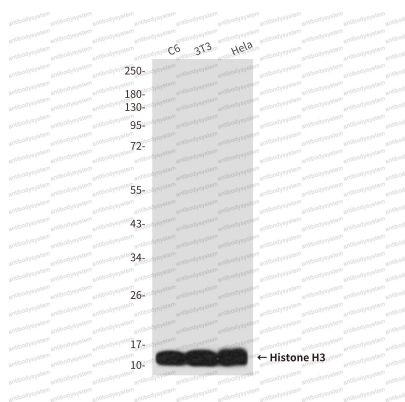
Immunoprecipitation

Immunoprecipitation analysis of Histone H3 in HeLa lysates using Histone H3 (1A1) antibody.



Western blot

Western blot analysis of Histone H3 in HeLa, Raw 264.7, rat Testis lysates using Histone H3 antibody



Western blot

Western blot analysis of Histone H3 in C6, 3T3, HeLa lysates using Histone H3 antibody.