

Anti-CDKN2A/p16INK4a Antibody (R3K98)

Summary

Catalog No.	RHE37710
Clone ID	R3K98
Host species	Mouse
Tested applications	ELISA: 1:10000, FCM: 1:200-1:400, IHC: 1:200-1:1000, WB: 1:500-1:2000
Species reactivity	Human
Form	Liquid
Storage buffer	0.01M PBS, pH 7.4, 0.05% Sodium Azide.
Concentration	1 mg/ml
Purity	>95% as determined by SDS-PAGE.
Clonality	Monoclonal
Isotype	IgG1
Applications	ELISA, FCM, IHC, WB
Target	p16-INK4, Multiple tumor suppressor 1, MTS-1, MTS1, Cyclin-dependent kinase 4 inhibitor A, p16-INK4a, Cyclin-dependent kinase inhibitor 2A, CDKN2A, p16INK4A, CDKN2, CDK4I
Purification	Protein A/G purified from cell culture supernatant.
Endotoxin level	Please contact with the lab for this information.
Accession	P42771

Stability and Storage

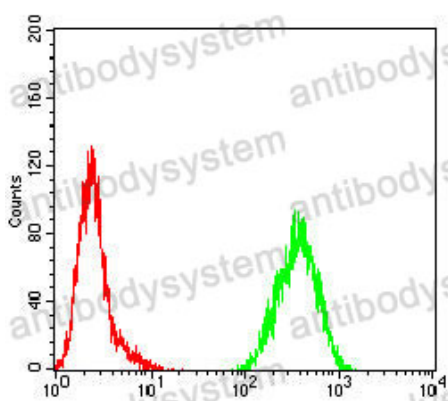
Use a manual defrost freezer and avoid repeated freeze-thaw cycles.

Store at 4°C short term (1-2 weeks). Store at -20°C 12 months. Store at -80°C long term.

Note

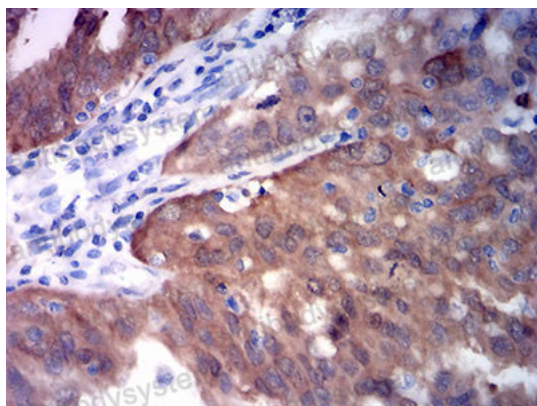
For research use only.

Data Image



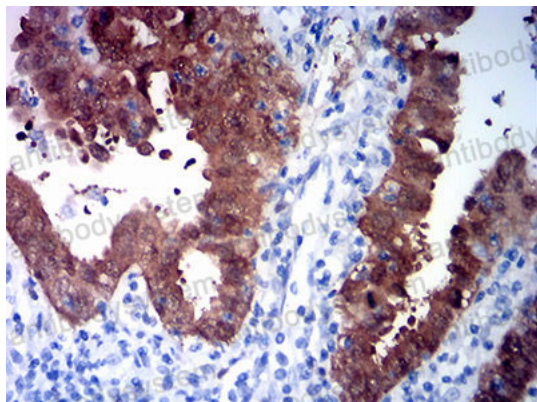
Flow Cytometry

Flow cytometric analysis of Hela cells using CDKN2A mouse mAb (green) and negative control (red).



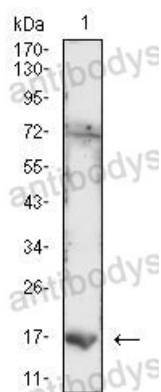
Immunohistochemical

Immunohistochemical analysis of paraffin-embedded human ovarian cancer tissues using CDKN2A mouse mAb with DAB staining.



Immunohistochemical

Immunohistochemical analysis of paraffin-embedded human endometrial cancer tissues using CDKN2A mouse mAb with DAB staining.



Western blot

Western blot analysis using CDKN2A mouse mAb against Hela (1) cell lysate.