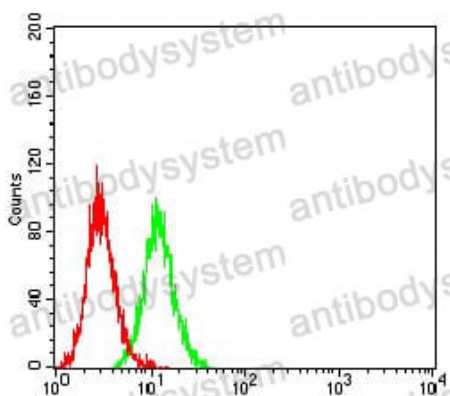


Anti-CTNNB1 Antibody (R3J67)

Summary

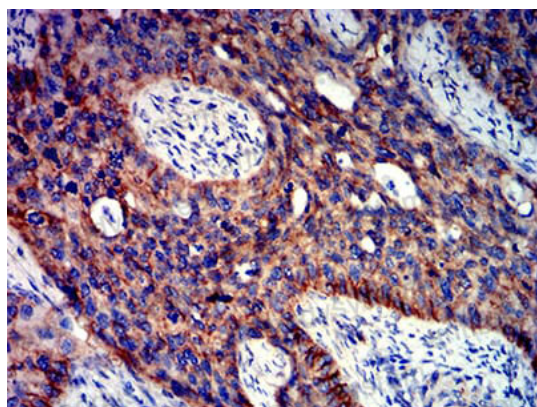
Catalog No.	RHE07608
Clone ID	R3J67
Host species	Mouse
Tested applications	ELISA: 1:10000, FCM: 1:200-1:400, IHC: 1:200-1:1000, WB: 1:500-1:2000
Species reactivity	Human
Form	Liquid
Storage buffer	0.01M PBS, pH 7.4, 0.05% Sodium Azide.
Concentration	1 mg/ml
Purity	>95% as determined by SDS-PAGE.
Clonality	Monoclonal
Isotype	IgG2b
Applications	ELISA, FCM, IHC, WB
Target	CTNNB, Catenin beta-1, CTNNB1, Beta-catenin
Purification	Protein A/G purified from cell culture supernatant.
Endotoxin level	Please contact with the lab for this information.
Accession	P35222
Stability and Storage	Use a manual defrost freezer and avoid repeated freeze-thaw cycles. Store at 4°C short term (1-2 weeks). Store at -20°C 12 months. Store at -80°C long term.
Note	For research use only.

Data Image



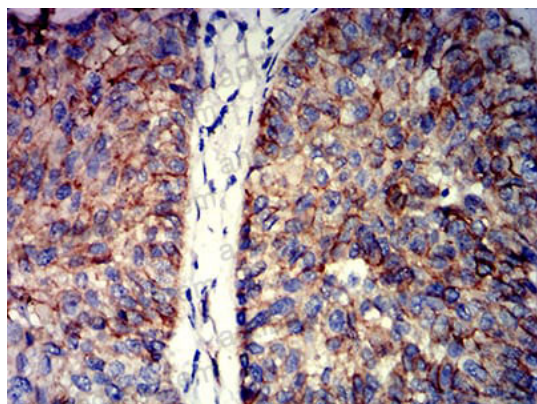
Flow Cytometry

Flow cytometric analysis of K562 cells using CTNNB1 mouse mAb (green) and negative control (red).



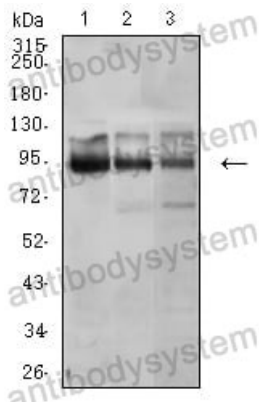
Immunohistochemical

Immunohistochemical analysis of paraffin-embedded human cervical cancer tissues using CTNNB1 mouse mAb with DAB staining.



Immunohistochemical

Immunohistochemical analysis of paraffin-embedded human bladder cancer tissues using CTNNB1 mouse mAb with DAB staining.



Western blot

Western blot analysis using CTNNB1 mouse mAb against A431 (1), U251 (2), and HEK293 (3) cell lysate.