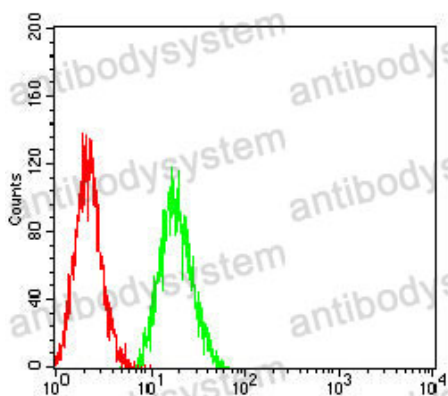


Anti-ITGB7 Antibody (R3G98)

Summary

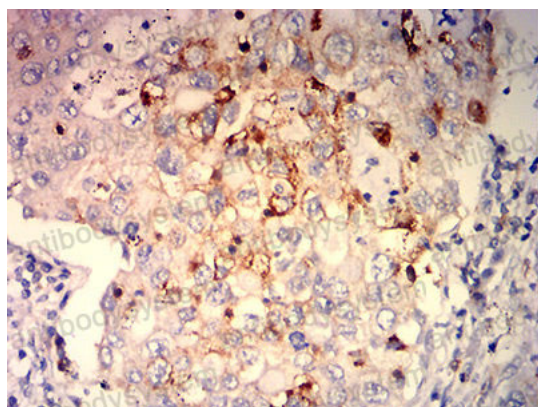
Catalog No.	RHD69203
Clone ID	R3G98
Host species	Mouse
Tested applications	ELISA: 1:10000, FCM: 1:200-1:400, IHC: 1:200-1:1000
Species reactivity	Human
Form	Liquid
Storage buffer	0.01M PBS, pH 7.4, 0.05% Sodium Azide.
Concentration	1 mg/ml
Purity	>95% as determined by SDS-PAGE.
Clonality	Monoclonal
Isotype	IgG1
Applications	ELISA, FCM, IHC
Target	Gut homing receptor beta subunit, Integrin beta-7, ITGB7
Purification	Protein A/G purified from cell culture supernatant.
Endotoxin level	Please contact with the lab for this information.
Accession	P26010
Stability and Storage	Use a manual defrost freezer and avoid repeated freeze-thaw cycles. Store at 4°C short term (1-2 weeks). Store at -20°C 12 months. Store at -80°C long term.
Note	For research use only.

Data Image



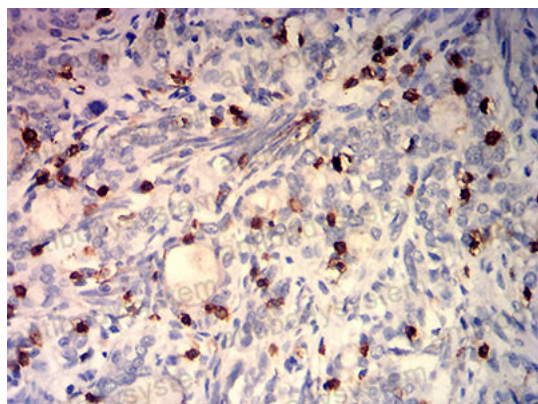
Flow Cytometry

Flow cytometric analysis of HL-60 cells using ITGB7 mouse mAb (green) and negative control (red).



Immunohistochemical

Immunohistochemical analysis of paraffin-embedded human lung cancer tissues using ITGB7 mouse mAb with DAB staining.



Immunohistochemical

Immunohistochemical analysis of paraffin-embedded human cervical cancer tissues using ITGB7 mouse mAb with DAB staining.