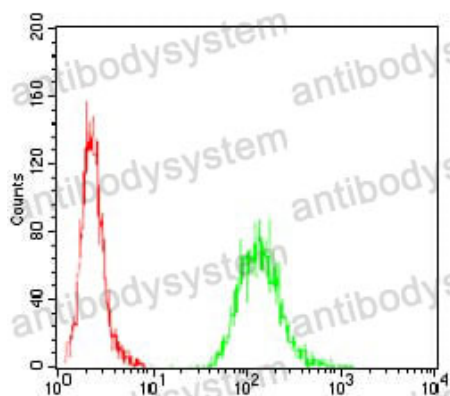


Anti-EZR Antibody (R3D93)

Summary

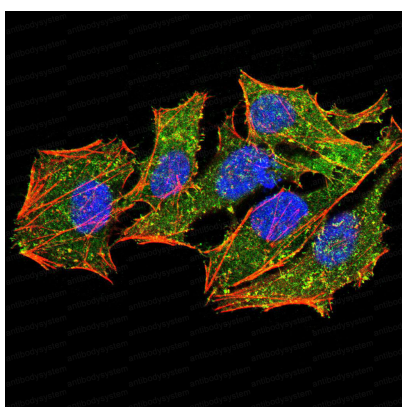
Catalog No.	RHD10204
Clone ID	R3D93
Host species	Mouse
Tested applications	ELISA: 1:10000, FCM: 1:200-1:400, IF: 1:200-1:1000, WB: 1:500-1:2000
Species reactivity	Human
Form	Liquid
Storage buffer	0.01M PBS, pH 7.4, 0.05% Sodium Azide.
Concentration	1 mg/ml
Purity	>95% as determined by SDS-PAGE.
Clonality	Monoclonal
Isotype	IgG1
Applications	ELISA, FCM, IF, WB
Target	VIL2, EZR, Villin-2, Ezrin, Cytovillin, p81
Purification	Protein A/G purified from cell culture supernatant.
Endotoxin level	Please contact with the lab for this information.
Accession	P15311
Stability and Storage	Use a manual defrost freezer and avoid repeated freeze-thaw cycles. Store at 4°C short term (1-2 weeks). Store at -20°C 12 months. Store at -80°C long term.
Note	For research use only.

Data Image



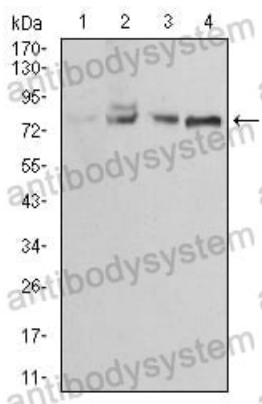
Flow Cytometry

Flow cytometric analysis of A431 cells using EZR mouse mAb (green) and negative control (red).



Immunofluorescence

Immunofluorescence analysis of HeLa cells using EZR mouse mAb (green). Blue: DRAQ5 fluorescent DNA dye. Red: Actin filaments have been labeled with Alexa Fluor-555 phalloidin.



Western blot

Western blot analysis using EZR mouse mAb against Jurkat (1), A431 (2), MCF-7 (3) and HeLa (4) cell lysate.