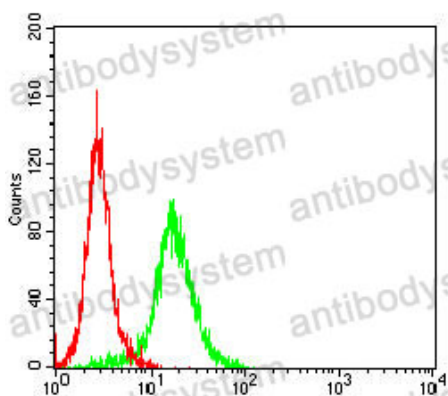


Anti-HMOX1 Antibody (R3B68)

Summary

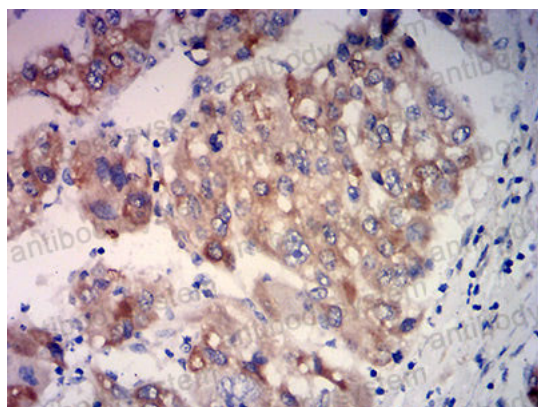
Catalog No.	RHC42004
Clone ID	R3B68
Host species	Mouse
Tested applications	ELISA: 1:10000, FCM: 1:200-1:400, IHC: 1:200-1:1000
Species reactivity	Human
Form	Liquid
Storage buffer	0.01M PBS, pH 7.4, 0.05% Sodium Azide.
Concentration	1 mg/ml
Purity	>95% as determined by SDS-PAGE.
Clonality	Monoclonal
Isotype	IgG1
Applications	ELISA, FCM, IHC
Target	HMOX1, HO-1, HO, HO1, Heme oxygenase 1
Purification	Protein A/G purified from cell culture supernatant.
Endotoxin level	Please contact with the lab for this information.
Accession	P09601
Stability and Storage	Use a manual defrost freezer and avoid repeated freeze-thaw cycles. Store at 4°C short term (1-2 weeks). Store at -20°C 12 months. Store at -80°C long term.
Note	For research use only.

Data Image



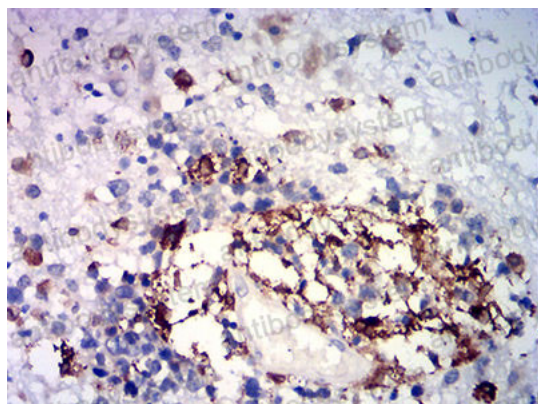
Flow Cytometry

Flow cytometric analysis of Jurkat cells using HMOX1 mouse mAb (green) and negative control (red).



Immunohistochemical

Immunohistochemical analysis of paraffin-embedded human liver cancer tissues using HMOX1 mouse mAb with DAB staining.



Immunohistochemical

Immunohistochemical analysis of paraffin-embedded human brain tumor tissues using HMOX1 mouse mAb with DAB staining.