

Anti-PGR Antibody (R2Z67)

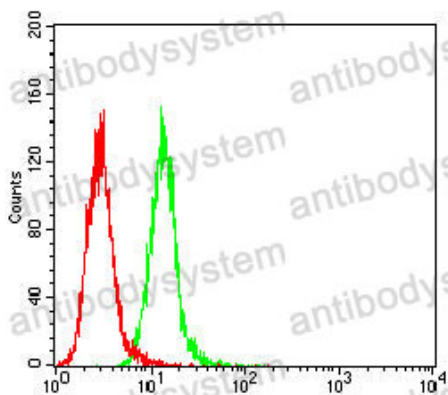
Summary

Catalog No.	RHC20003
Clone ID	R2Z67
Host species	Mouse
Tested applications	ELISA: 1:10000, FCM: 1:200-1:400, IHC: 1:200-1:1000, WB: 1:500-1:2000
Species reactivity	Human
Form	Liquid
Storage buffer	0.01M PBS, pH 7.4, 0.05% Sodium Azide.
Concentration	1 mg/ml
Purity	>95% as determined by SDS-PAGE.
Clonality	Monoclonal
Isotype	IgG1
Applications	ELISA, FCM, IHC, WB
Target	Progesterone receptor, NR3C3, PGR, Nuclear receptor subfamily 3 group C member 3, PR
Purification	Protein A/G purified from cell culture supernatant.
Endotoxin level	Please contact with the lab for this information.
Accession	P06401
Stability and Storage	Use a manual defrost freezer and avoid repeated freeze-thaw cycles. Store at 4°C short term (1-2 weeks). Store at -20°C 12 months. Store at -80°C long term.

Note

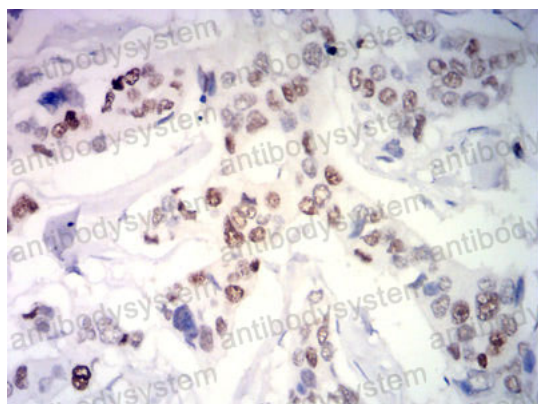
For research use only.

Data Image



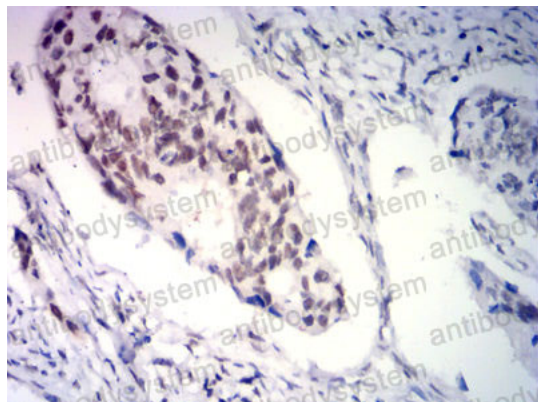
Flow Cytometry

Flow cytometric analysis of Hela cells using PGR mouse mAb (green) and negative control (red).



Immunohistochemical

Immunohistochemical analysis of paraffin-embedded human breast cancer tissues using PGR mouse mAb with DAB staining.



Immunohistochemical

Immunohistochemical analysis of paraffin-embedded human rectal cancer tissues using PGR mouse mAb with DAB staining.