

Anti-CD61/ITGB3 Antibody (R2Z02)

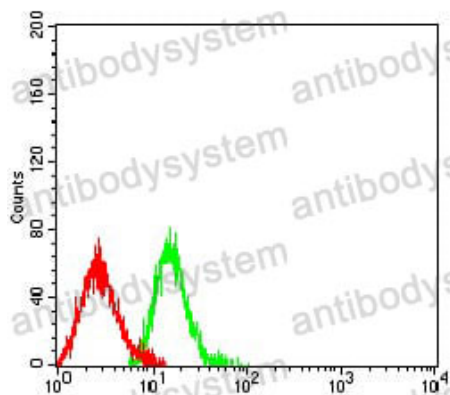
Summary

Catalog No.	RHC13003
Clone ID	R2Z02
Host species	Mouse
Tested applications	ELISA: 1:10000, FCM: 1:200-1:400, IHC: 1:200-1:1000
Species reactivity	Human
Form	Liquid
Storage buffer	0.01M PBS, pH 7.4, 0.05% Sodium Azide.
Concentration	1 mg/ml
Purity	>95% as determined by SDS-PAGE.
Clonality	Monoclonal
Isotype	IgG1
Applications	ELISA, FCM, IHC
Target	GPIIIa, Integrin beta-3, CD61, ITGB3, Platelet membrane glycoprotein IIIa, GP3A
Purification	Protein A/G purified from cell culture supernatant.
Endotoxin level	Please contact with the lab for this information.
Accession	P05106
Stability and Storage	Use a manual defrost freezer and avoid repeated freeze-thaw cycles. Store at 4°C short term (1-2 weeks). Store at -20°C 12 months. Store at -80°C long term.

Note

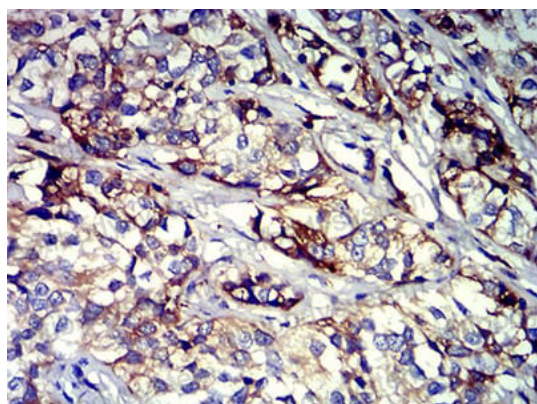
For research use only.

Data Image



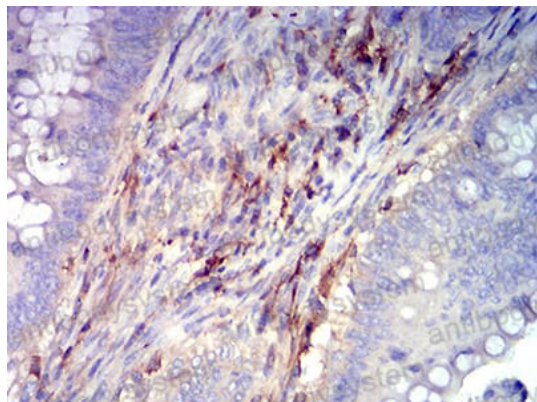
Flow Cytometry

Flow cytometric analysis of HL-60 cells using CD61 mouse mAb (green) and negative control (red).



Immunohistochemical

Immunohistochemical analysis of paraffin-embedded human bladder cancer tissues using CD61 mouse mAb with DAB staining.



Immunohistochemical

Immunohistochemical analysis of paraffin-embedded human rectum cancer tissues using CD61 mouse mAb with DAB staining.