

Anti-FBXO32 Antibody (R2J62)

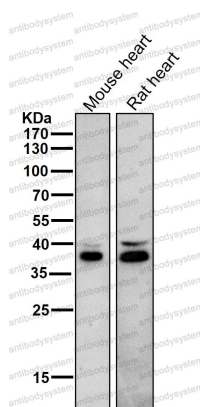
Summary

Catalog No.	RHJ36701
Clone ID	R2J62
Host species	Rabbit
Tested applications	IF: 1:50-1:200, WB: 1:1000-1:2000
Species reactivity	Human, Mouse, Rat
Form	Liquid
Storage buffer	0.01M PBS, pH 7.4, 0.05% BSA, 50% Glycerol, 0.05% Sodium azide.
Concentration	1 mg/ml
Purity	>95% by SDS-PAGE.
Clonality	Monoclonal
Isotype	IgG
Applications	IF, WB
Target	Atrogin-1, F-box only protein 32, Muscle atrophy F-box protein, FBXO32, MAFbx
Purification	Protein A/G purified from cell culture supernatant.
Endotoxin level	Please contact with the lab for this information.
Accession	Q969P5
Stability and Storage	Use a manual defrost freezer and avoid repeated freeze thaw cycles. Store at 4 °C for frequent use. Store at -20 °C for twelve months from the date of receipt.

Note

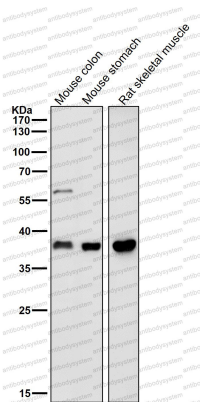
For research use only.

Data Image



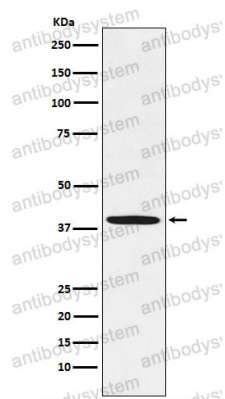
Western blot

All lanes use the Antibody at 1:1K dilution for 1 hour at room temperature.



Western blot

All lanes use the Antibody at 1:1K dilution for 1 hour at room temperature.



Western blot

Western blot analysis of Fbx32 expression in Human skeletal muscle lysate.