

Anti-FOXO4 Antibody (R2B57)

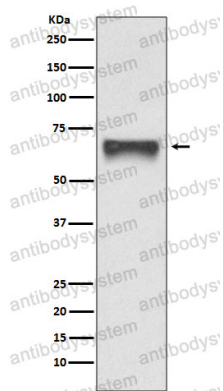
Summary

Catalog No.	RHF80103
Clone ID	R2B57
Host species	Rabbit
Tested applications	IHC: 1:100-1:200, WB: 1:1000-1:5000
Species reactivity	Human
Form	Liquid
Storage buffer	0.01M PBS, pH 7.4, 0.05% BSA, 50% Glycerol, 0.05% Sodium azide.
Concentration	1 mg/ml
Purity	>95% by SDS-PAGE.
Clonality	Monoclonal
Isotype	IgG
Applications	IHC, WB
Target	AFX1, AFX, FOXO4, Fork head domain transcription factor AFX1, Forkhead box protein O4, MLLT7
Purification	Protein A/G purified from cell culture supernatant.
Endotoxin level	Please contact with the lab for this information.
Accession	P98177
Stability and Storage	Use a manual defrost freezer and avoid repeated freeze thaw cycles. Store at 4 °C for frequent use. Store at -20 °C for twelve months from the date of receipt.

Note

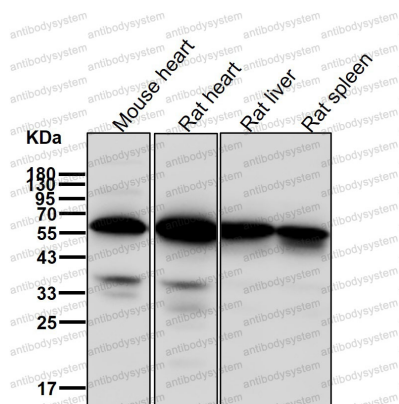
For research use only.

Data Image



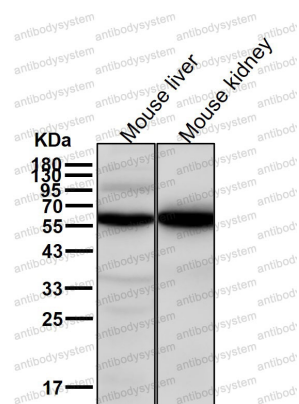
Western blot

Western blot analysis of FoxO4 expression in 293T cell lysate transfected with FoxO4.



Western blot

All lanes use the Antibody at 1:1K dilution for 1 hour at room temperature.



Western blot

All lanes use the Antibody at 1:1K dilution for 1 hour at room temperature.