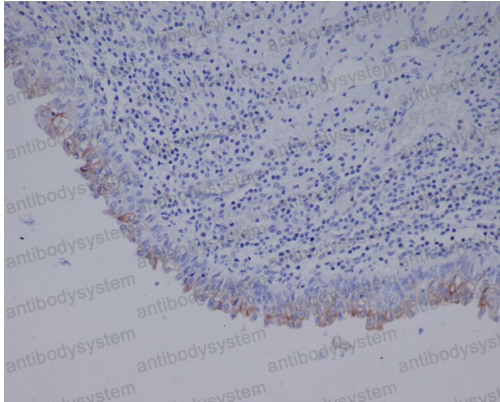


Anti-UPK3A Antibody (R1F60)

Summary

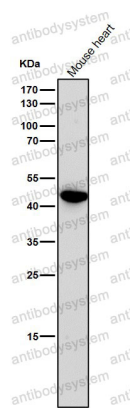
Catalog No.	RHB27201
Clone ID	R1F60
Host species	Rabbit
Tested applications	FCM: 1:20-1:100, IHC: 1:100-1:200, WB: 1:1000-1:2000
Species reactivity	Human
Form	Liquid
Storage buffer	0.01M PBS, pH 7.4, 0.05% BSA, 50% Glycerol, 0.05% Sodium azide.
Concentration	1 mg/ml
Purity	>95% by SDS-PAGE.
Clonality	Monoclonal
Isotype	IgG
Applications	FCM, IHC, WB
Target	Uroplakin-3a, UPK3A, UP3a, UPK3, UPIII, Uroplakin III
Purification	Protein A/G purified from cell culture supernatant.
Endotoxin level	Please contact with the lab for this information.
Accession	O75631
Stability and Storage	Use a manual defrost freezer and avoid repeated freeze thaw cycles. Store at 4 °C for frequent use. Store at -20 °C for twelve months from the date of receipt.
Note	For research use only.

Data Image



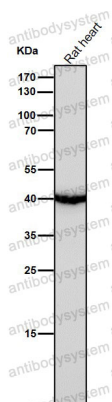
Immunohistochemical

Immunohistochemical analysis of paraffin-embedded human bladder, using Uroplakin III Antibody.



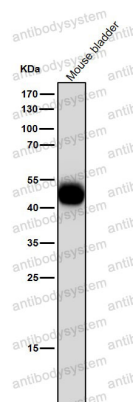
Western blot

All lanes use the Antibody at 1:1K dilution for 1 hour at room temperature.



Western blot

All lanes use the Antibody at 1:1K dilution for 1 hour at room temperature.



Western blot

All lanes use the Antibody at 1:1K dilution for 1 hour at room temperature.