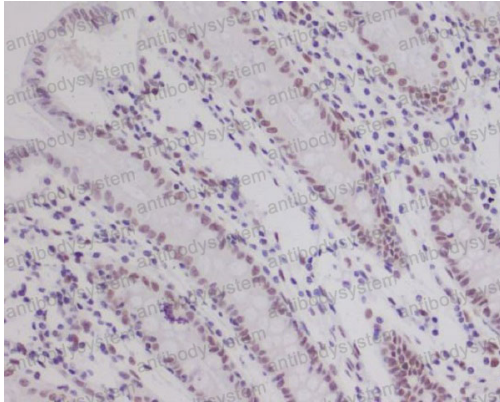


Anti-ARNT/HIF1-beta Antibody (R1C41)

Summary

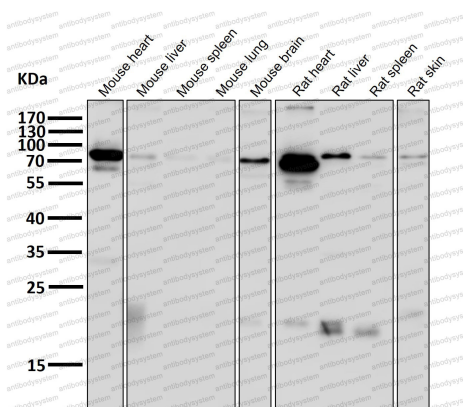
Catalog No.	RHD74301
Clone ID	R1C41
Host species	Rabbit
Tested applications	IHC: 1:100-1:200, WB: 1:1000-1:2000
Species reactivity	Human
Form	Liquid
Storage buffer	0.01M PBS, pH 7.4, 0.05% BSA, 50% Glycerol, 0.05% Sodium azide.
Concentration	1 mg/ml
Purity	>95% by SDS-PAGE.
Clonality	Monoclonal
Isotype	IgG
Applications	IHC, WB
Target	ARNT, HIF-1beta, HIF1B, HIF1BETA, TANGO, bHLHe2, HIF 1 beta
Purification	Protein A/G purified from cell culture supernatant.
Endotoxin level	Please contact with the lab for this information.
Accession	P27540
Stability and Storage	Use a manual defrost freezer and avoid repeated freeze-thaw cycles. Store at +4 °C short term (1-2 weeks). Store at -20 °C 12 months. Store at -80 °C long term.
Note	For research use only.

Data Image




Immunohistochemical

Immunohistochemical analysis of paraffin-embedded human colon, using HIF-1 beta Antibody



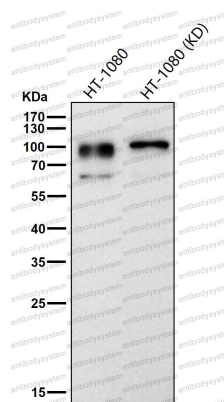
Western blot

All lanes use the Antibody at 1:1K dilution for 1 hour at room temperature.



Western blot

All lanes use the Antibody at 1:1K dilution for 1 hour at room temperature.



Western blot

All lanes use the Antibody at 1:1K dilution for 1 hour at room temperature.