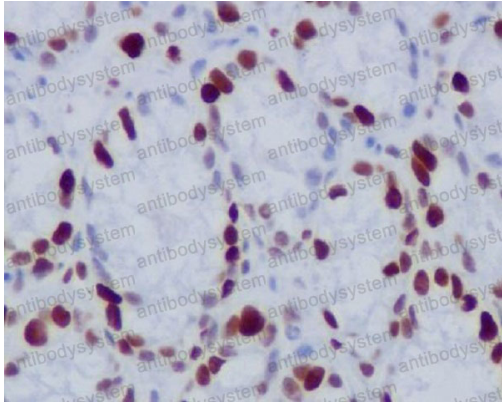


Anti-Phospho-Histone H1.4 (T17) Antibody (R1C22)

Summary

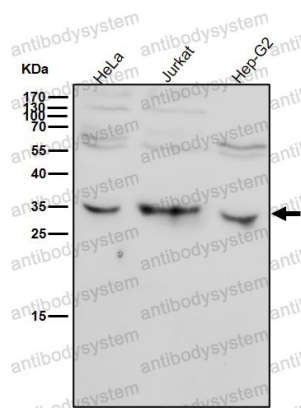
Catalog No.	RHC80901
Clone ID	R1C22
Host species	Rabbit
Tested applications	IF: 1:50-1:200, IHC: 1:100-1:200, WB: 1:1000-1:2000
Species reactivity	Human, Mouse, Rat
Form	Liquid
Storage buffer	0.01M PBS, pH 7.4, 0.05% BSA, 50% Glycerol, 0.05% Sodium azide.
Concentration	1 mg/ml
Purity	>95% by SDS-PAGE.
Clonality	Monoclonal
Isotype	IgG
Applications	IF, IHC, WB
Target	Histone H1b, Histone H1s-4, p-Histone H1.4 (T17)
Purification	Protein A/G purified from cell culture supernatant.
Endotoxin level	Please contact with the lab for this information.
Accession	P10412, P16402
Stability and Storage	Use a manual defrost freezer and avoid repeated freeze-thaw cycles. Store at +4 °C short term (1-2 weeks). Store at -20 °C 12 months. Store at -80 °C long term.
Note	For research use only.

Data Image



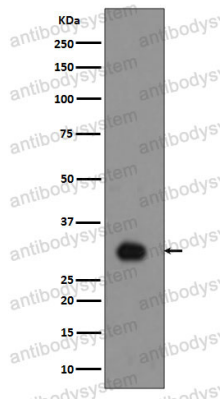
Immunohistochemical

Immunohistochemical analysis of paraffin-embedded mouse colon, using Phospho-Histone H1.4 (T17) Antibody.



Western blot

All lanes use the Antibody at 1:1K dilution for 1 hour at room temperature.



Western blot

Western blot analysis of Phospho-Histone H1.4 (T17) expression in Jurkat cell lysate.