

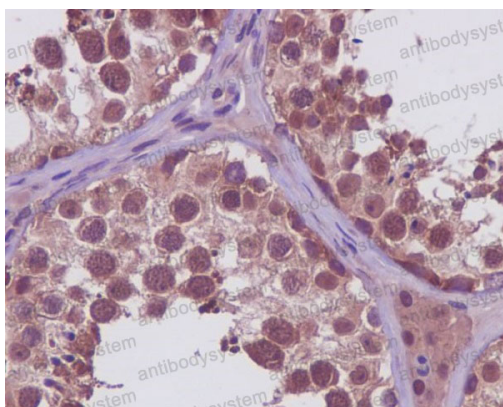
Anti-PRMT5 Antibody (R1B89)

Summary

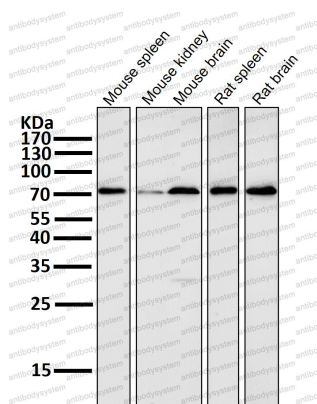
Catalog No.	RHA28502
Clone ID	R1B89
Host species	Rabbit
Tested applications	FCM: 1:20-1:100, IF: 1:50-1:200, IHC: 1:100-1:200, WB: 1:1000-1:5000
Species reactivity	Human, Mouse, Rat
Form	Liquid
Storage buffer	0.01M PBS, pH 7.4, 0.05% BSA, 50% Glycerol, 0.05% Sodium azide.
Concentration	1 mg/ml
Purity	>95% by SDS-PAGE.
Clonality	Monoclonal
Isotype	IgG
Applications	FCM, IF, IHC, WB
Target	HRMT1L5, IBP72, JBP1, SKB1, SKB1Hs, PRMT5, Skb1Hs Methyltransferase, PRMT5
Purification	Protein A/G purified from cell culture supernatant.
Endotoxin level	Please contact with the lab for this information.
Accession	O14744
Stability and Storage	Use a manual defrost freezer and avoid repeated freeze-thaw cycles. Store at +4 °C short term (1-2 weeks). Store at -20 °C 12 months. Store at -80 °C long term.

Note

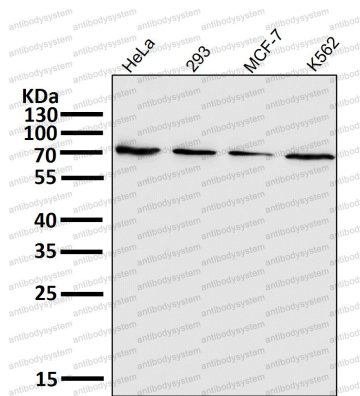
For research use only.

Data Image**Immunohistochemical**

Immunohistochemical analysis of paraffin-embedded human testis, using PRMT5 Antibody .

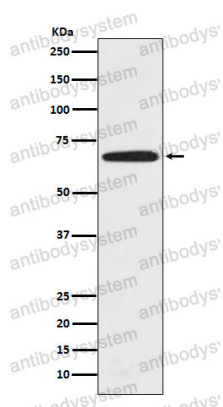
**Western blot**

All lanes use the Antibody at 1:5K dilution for 1 hour at room temperature.



Western blot

All lanes use the Antibody at 1:5K dilution for 1 hour at room temperature.



Western blot

Western blot analysis of PRMT5 expression in HeLa cell lysate.