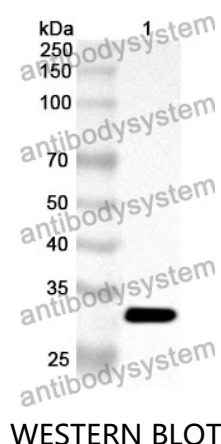


Anti-CTSZ Polyclonal Antibody

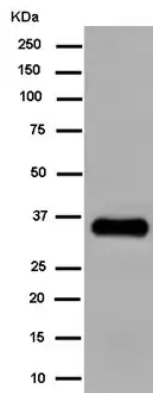
Summary

Catalog No.	PHJ73401
Host species	Rabbit
Tested applications	ELISA: 1:4000-1:8000, IHC: 1:50-1:100, WB: 1:1000-1:4000
Species reactivity	Human, Mouse, Rat
Immunogen	E. coli - derived recombinant Human CTSZ (Gly24-Val303).
Form	Liquid
Storage buffer	0.01M PBS, pH 7.4, 50% Glycerol, 0.05% Proclin 300.
Clonality	Polyclonal
Isotype	IgG
Applications	ELISA, IHC, WB
Target	Cathepsin P,Cathepsin Z,CTSZ,Cathepsin X
Purification	Purified by antigen affinity column.
Accession	Q9UBR2
Stability and Storage	Use a manual defrost freezer and avoid repeated freeze thaw cycles. Store at 2 to 8°C for frequent use. Store at -20 to -80°C for twelve months from the date of receipt.
Note	For research use only.

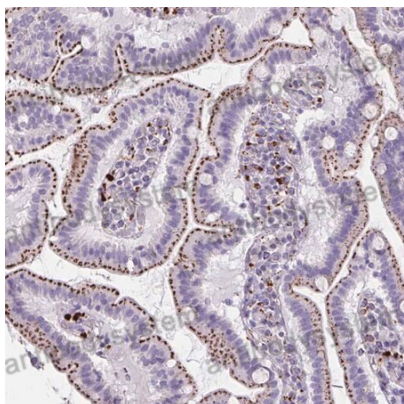
Data Image



WESTERN BLOT



Western Blot



Immunohistochemical

Recombinant Protein lysates were subjected to SDS PAGE followed by western blot with CTSZ antibody (PHJ73401) at 1 μ g/ml.

Lane 1: Recombinant protein

Second Ab: Goat Anti-Rabbit IgG H&L Polyclonal antibody, HRP (PTB96431) at 0.1 μ g/mL.

Predict MW: 34 kDa

Observed MW: 34 kDa

Various lysates were subjected to SDS PAGE followed by western blot with CTSZ antibody (PHJ73401) at 1 μ g/ml.

Lane 1: WI-38

Second Ab: Goat Anti-Rabbit IgG H&L Polyclonal antibody, HRP (PTB96431) at 0.1 μ g/mL.

Predict MW: 34 kDa

Observed MW: 34 kDa

Immunohistochemical analysis of human small intestine stained for CTSZ with PHJ73401.